



80 East Market Street
Rhinebeck, New York 12572
(845) 876-3409
(845) 876-5885/Fax

TOWN of RHINEBECK

January 30, 2015

Dear Rhinebeck Property Owner:

In 1999, the Dutchess County legislature passed a law¹ requiring homes and buildings to be clearly labeled with their correct Enhanced 911 (E-9-1-1) address number. The intent of this law is to enable 911 responders (fire department, police, and ambulance) to locate the emergency location as quickly as possible. If your home or building is unlabeled, incorrectly labeled, or illegible, an emergency response to you or a neighbor could be delayed.

Emergency responders in Rhinebeck have complained that a large number of homes and buildings are in violation of this county law. Accordingly, the Town of Rhinebeck Board is passing a local law to enforce the county law by appointing an enforcement officer and establishing a \$50 fine for non-compliance. Enforcement will begin in 90 days.

The highlights of the laws are:

1. Address numbers must be affixed to the structure near the main entrance of the structure
2. If the structure is more than 50 feet from the road or if its entrance is not visible from the road, the numbers shall be placed on a rigid post at the end of the driveway
3. The post and numbers must be visible from the road, upon approach from any direction
4. A mailbox may be used in place of a rigid post provided it is on the same side of the road as the driveway
5. Old, incorrect address numbers must be removed
6. Address numbers shall not be less than 4" inches² in height and must be made of a durable and clearly visible material in a color contrasting with the background, reflective if possible
7. Driveways leading to more than one address must have number signs at forks
8. Apartments, townhouses, shopping centers or other similar groups, where only one number is assigned, shall display their address number at the main entrance
9. Numbers for individual units or establishments within the complex, shall be displayed on, above or to the side of the unit entrance

Try to visualize how and where emergency personnel would be looking to find your home at night. The more obvious and outstanding your numbers are, the quicker you would get help in an emergency. Where would you look if you were driving an emergency vehicle?

Mailbox post kits and reflective number signs are available at most home improvement and hardware stores. On the reverse side is information on how to correctly display addresses. If you have not yet verified your correct E-9-1-1 address, you can do so by calling 845-486-6533.

Thank you for your compliance with this law.

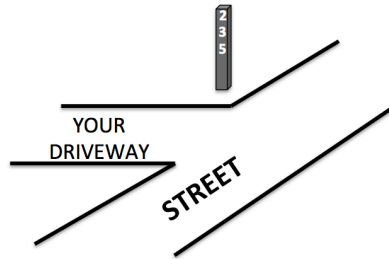
The Rhinebeck Town Board

¹ Dutchess County Local E-9-1-1 local law #8, available at www.dutchessny.gov/CountyGov/Departments/EmergencyResponse/E911SignLaw.pdf

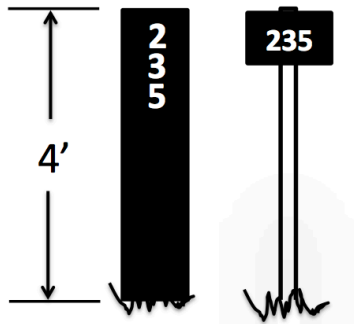
² The Residential Code of New York State and the Property Maintenance Code of New York State require new and existing buildings to have premise identification. Buildings are to have address numbers placed in a position to be plainly legible and visible from the street. Numbers are to be 4" high with a minimum stroke of ½"

CHOICES FOR PLACING ADDRESS NUMBERS

1. Place numbers at entrance to the home or structure.
2. If home or building is more than 50 feet off the road or the entrance is not visible from the road, an address must be displayed either on a post at the end of the driveway:

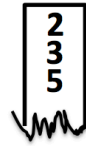


RIGID POST by the corner of your driveway, with **REFLECTIVE NUMBERS**, on both sides, to face traffic from both directions.



GOOD POST

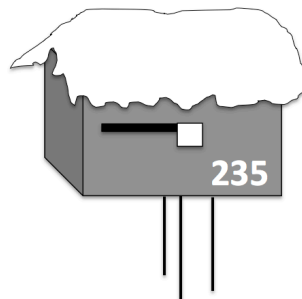
4 feet high, 4 inch reflective numbers on both sides, facing traffic



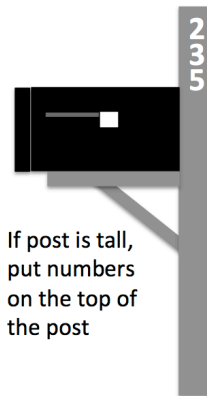
BAD POST

Too low and will be covered by snow or snow plow and non-reflective

Or, if the mailbox is at the road on the same side as the building, it can be used instead of a post to display the address:



Put reflective numbers here so they will not be covered by snowfall (both sides).



If post is tall, put numbers on the top of the post

NUMBERS MUST BE ON BOTH SIDES OF THE POST OR MAILBOX SO AS TO BE VISIBLE WHEN APPROACHING FROM EITHER DIRECTION.